

DS-3T1310P-SI/HS Smart Managed 8-Port 10/100 Mbps PoE Switch



Smart managed switches are developed by Hikvision, featuring easy management and maintenance. You can easily deploy, monitor, and expand your surveillance system anytime and anywhere with our software platforms. You can view the network topology, monitor the health of the network, and receive device alarms in real time, which greatly reduces the cost of network operation and maintenance.

- Visualized topology management.
- Network health monitor.
- Layer 2 features: PoE watchdog, STP/RSTP, VLAN, SNMP, QoS, ERPS, etc.
- IP40 rating with intrusion and moisture protection.
- -30°C to 65°C wide temperature range in harsh environment.

▪ Specification

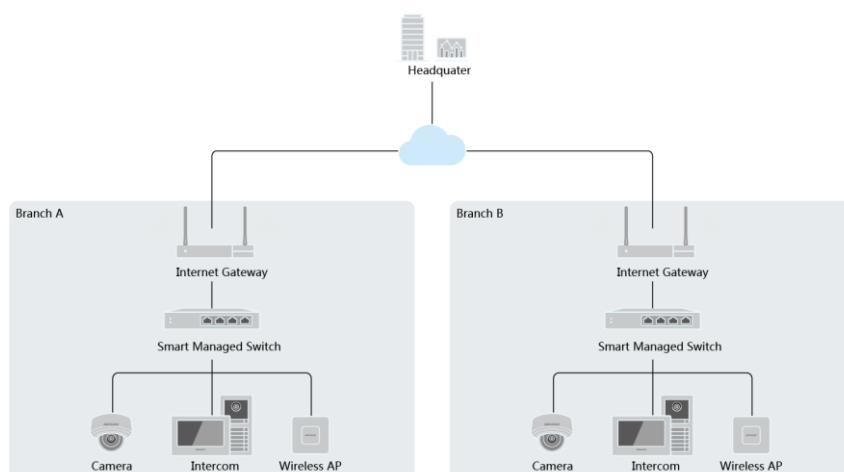
General	
Shell	Metal material
Net Weight	0.6 kg (1.3 lb)
Gross Weight	1.2 kg (2.6 lb)
Dimensions (W × H × D)	197.00 mm × 114.20 mm × 42.20 mm (7.70" × 4.40" × 1.60")
Operating Temperature	-30 °C to 65 °C (-22 °F to 149 °F)
Storage Temperature	-40 °C to 85 °C (-40 °F to 185 °F)
Operating Humidity	5% to 95% (no condensation)
Relative Humidity	5% to 95% (no condensation)
Power Supply	Power adapter: 48 V DC (working temperature: 0 °C to 45 °C); Grounding terminal: 48-57 V DC (working temperature: -30 °C to 65 °C)
Installation Mode	Desk-Mounted,Rail
Max. Power Consumption	120 W
Power Consumption in Idle	5 W
Surge Protection	6 kV
Network Parameters	
Ports	8 × 10/100 Mbps PoE port,1 × Gigabit RJ45 port,1 × Gigabit fiber optical port
MAC Address Table	16 K
Switching Capacity	9.2 Gbps
Packet Forwarding Rate	6.84 Mpps
Internal Cache	4 Mbits
PoE Power Supply	
PoE Standard	IEEE 802.3af,IEEE 802.3at
PoE Power Pin	8-pin power: 1/2(-), 3/6(+), 4/5(+), 7/8(-)
PoE Port	PoE: Ports 1 to 8
Max. Port Power	30 W
PoE Power Budget	110 W
Software Function	
Long Range	Ports 1 to 8: up to 300 m. Long range performance may vary depend on camera model or cable condition.
Port Isolation	Ports 1 to 8: port isolation mode to improve network security. Ports in an isolation group cannot communicate with each other, but they can communicate with ports outside the isolation group.
PoE Watchdog	Ports 1 to 8: auto detect and restart the cameras that do not respond.
QoS	QoS is used to allocate bandwidth to different services so as to provide end-to-end service quality assurance. Support port-based priority configuration. Support SP, WRR priority schedule mode.
VLAN	VLAN is used for network scale planning and network health improvement. Support 802.1Q. Configurable VLAN ID from 1-4094. Support Trunk, Access port mode. Support Max. 4094 VLAN.

HPP	<p>Support one-click activation and remote management via Hik-Partner Pro. Functions supported:</p> <ol style="list-style-type: none"> 1. Display the port rate. 2. Display the port bandwidth utilization rate. 3. Display topology information. 4. Display the alarm status. 5. Restart ports and devices. 6. Remotely upgrade the device.
System Maintenance	Support remote upgrade, default parameter restoration, logs viewing, basic network parameter configuration, import and export configuration, and time synchronization.
Loop Prevention	Loop prevention is used to prevent the switching network from forming loops, which will seriously affect network communication. Disabled by default. Support 802.1D STP/RSTP/ERPS
Approval	
EMC	<p>FCC (47 CFR Part 15, Subpart B); CE-EMC (EN 55032: 2015, EN IEC 61000-3-2: 2019, EN 61000-3-3: 2013+A1: 2019, EN 50130-4: 2011 +A1: 2014, EN 55035: 2017); IC (ICES-003: Issue 6); RCM (ASNZS CISPR 32: 2015)</p>
Safety	<p>UL (UL 60950-1); CB (IEC 60950-1:2005, AMD1:2009, AMD2:2013, IEC 62368-1: 2014 (Second Edition)); CE-LVD (EN 60950-1: 2006 + A11: 2009 +A1: 2010+A12: 2011+A2: 2013, EN 62368-1: 2014+A11: 2017)</p>
Chemistry	<p>CE-RoHS (201165EU); WEEE (201219EU); Reach (Regulation (EC) No.19072006)</p>

▪ Available Model

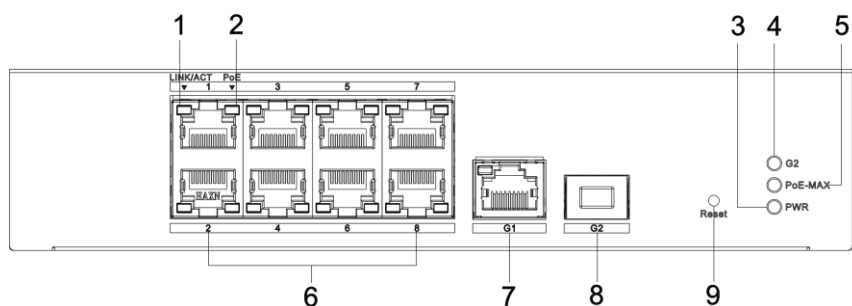
DS-3T1310P-SI/HS

▪ Typical Application

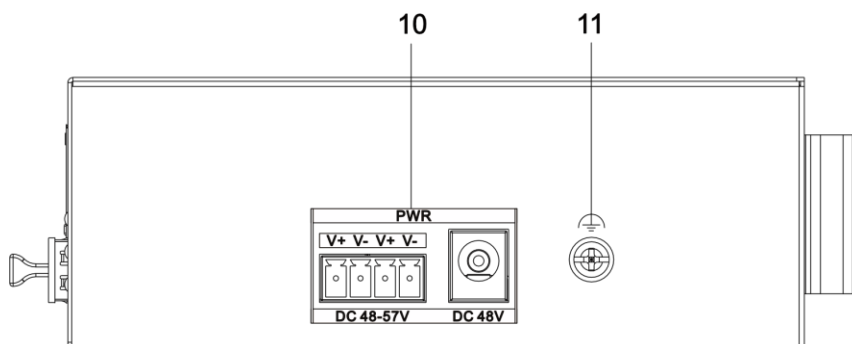


Physical Interface

Front Panel

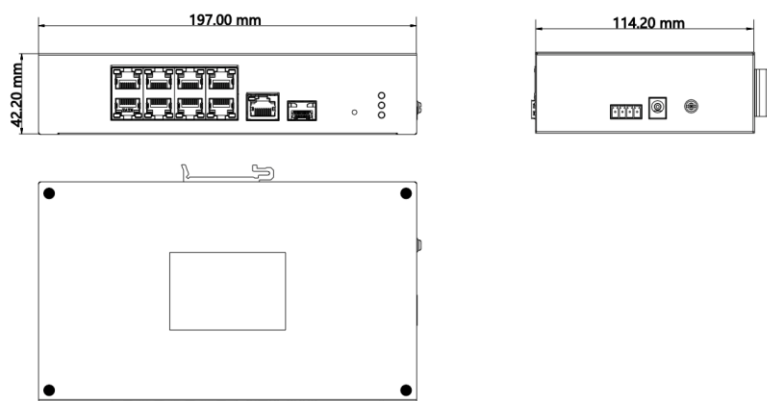


Rear Panel



No.	Indicator/Port	Description
1	LINK/ACT Indicator	<ul style="list-style-type: none"> ● Solid on: The port is connected. ● Flashing: The port is transmitting data. ● Unlit: The port is disconnected or connection is abnormal.
2	PoE Indicator	<ul style="list-style-type: none"> ● Solid on: The switch supplies power to a powered device (PD) normally. ● Unlit: The switch is disconnected from a PD or power supply is abnormal.
3	PWR Indicator	<ul style="list-style-type: none"> ● Solid on: The switch is powered on normally. ● Unlit: No power supply is connected or power supply is abnormal.
4	G2 Port Indicator	<ul style="list-style-type: none"> ● Solid on: The gigabit SFP fiber optical port is connected. ● Flashing: The gigabit SFP fiber optical port is transmitting data. ● Unlit: The gigabit SFP fiber optical port is disconnected or connection is abnormal.
5	PoE-MAX Indicator	<ul style="list-style-type: none"> ● Solid on/Flashing: The output power of the switch is about to reach the upper limit. The power supply may be abnormal if more devices are connected. ● Unlit: The switch supplies power to a PD normally.
6	100 Mbps PoE RJ45 Port	Used for connection to a PD via a network cable.
7	Gigabit RJ45 Port	Used for connection to another device via a network cable.
8	Gigabit SFP Fiber Optical Port	Used for connection to another device via an optical fiber when plugged into with an optical module.
9	Reset Button	Used for restoring all the configurations of the switch to the default settings.
10	Power Supply	Use the attached power cord to connect the switch to a socket.
11	Grounding Terminal	Used for connecting to the grounding cable to protect the switch from lightning.

▪ Dimension



▪ **Accessory**

▪ **Optional**

HK-SFP-1.25G-20-1550 SFP Module	HK-SFP-1.25G-20-1310 SFP Module	HK-SFP-1.25G-1310-DF- MM SFP Module	HK-SFP-1.25G-20-1310- DF SFP Module	DRL-48V75W1AZ Industrial Power Supply Unit
				
<p>DRL-48V240W1EN Industrial Power Supply Unit</p>				
				

Headquarters

No.555 Qianmo Road, Binjiang District,
Hangzhou 310051, China
T +86-571-8807-5998
www.hikvision.com



Follow us on social media to get the latest product and solution information.

